

Who should do acute stroke interventions? “The position of European Cardiologist”

Jan Kovac

Stroke council ESC

University Hospitals of Leicester, United Kingdom

ESC
HEART & STROKE
2020



24 – 25 January
Barcelona

DISCLOSURE STATEMENT OF FINANCIAL INTEREST

Within the past 12 months, I or my spouse/partner have had a financial interest/arrangement or affiliation with the organization(s) listed below

AFFILIATION/FINANCIAL RELATIONSHIP

- Grant/Research Support
- Consulting Fees/Honoraria

COMPANY

- Boston Scientific
- Edwards Lifesciences
- Medtronic
- Abbott

Who should do acute stroke interventions? “The position of European Cardiologist”

Jan Kovac

Stroke council ESC

University Hospitals of Leicester, United Kingdom

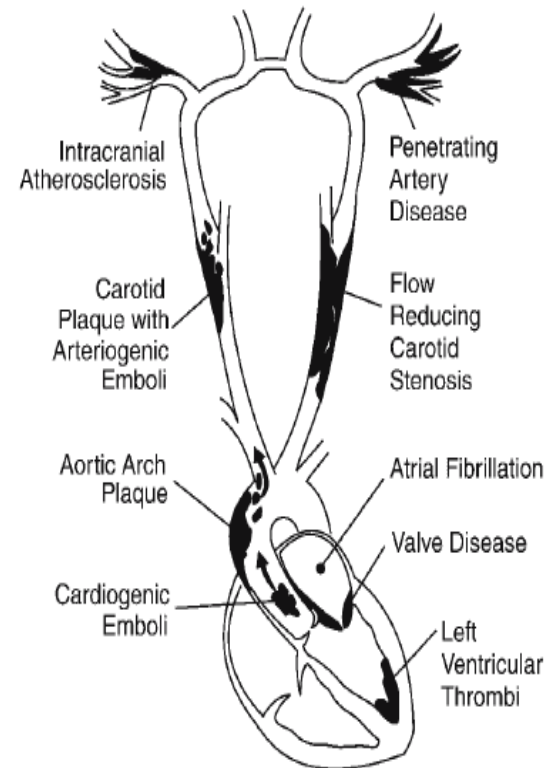


Disclosure Statement of Financial Interest

I, Jan Kovac DO NOT have a financial interest/arrangement or affiliation with one or more organizations that could be perceived as a real or apparent conflict of interest in the context of the subject of this presentation.

Causes of Ischaemic Stroke

- Cardioembolism (35%)
 - Large vessel disease (20%)
 - Artery-to-artery embolism
 - Intracranial Atherosclerosis
 - Haemodynamic (reduced flow)
 - Small vessel disease (15%)
 - Other known (5%)
 - Dissections
 - Hypercoagulable states
 - Multiple other rare causes
- Unknown (25%)



,Other' Stroke Interventions

- Ischaemic stroke is 3-5 times more common than intracerebral hemorrhages
- Intracerebral haemorrhage causes 3-4 times higher case-fatality rates than ischaemic strokes
- Oral anticoagulants are associated with the deadliest/disabling stroke types, i.e. anticoagulant related intracerebral haemorrhages
- Microbleeds and other high ICH risk features can be found in most anticoagulant related intracerebral haemorrhages
 - Patients at high risk for anticoagulant related ICH can be predicted
 - Anticoagulant sparing preventive treatments might be considered for such patients (LAAC, PFO closure)

Requirement for opening a new thrombectomy centre (MT only)

- 24/7 Vascular neurologist (on call?)
- 24/7 Interventionist
- 24/7 CTA/CTP, MRA/MRP
- 24/7 Angio room
- 24/7 Anesthesiologist
- 24/7 Neurosurgeon ?

With Acknowledgement to Christophe Cognard

Sobering Thoughts for Interventional Cardiologists

- Numbers of MT much smaller than for cardiology

- Need less centres but with enough interventionists
 - (at least 4, better 7?)

- With sizeable volumes ($> 200/Y$)

- Stroke dedicated angio room

- Better transport organization

Heart Brain Interventionist 2018?



- Mechanical Thrombectomy (Pivotal, but not limited to!)
- LAA Closure
- Closure of Septal Defects (PFO/ASD)
- Embolic Protection for Cardiac Interventions

Are Our Patients Served Well?

**EUROPEAN
STROKE JOURNAL**

Original research article

Access to and delivery of acute ischaemic stroke treatments: A survey of national scientific societies and stroke experts in 44 European countries

**Diana Aguiar de Sousa*¹ , Rascha von Martial*²,
Sònia Abilleira³ , Thomas Gattringer⁴, Adam Kobayashi⁵,
Miquel Gallofré⁶, Franz Fazekas⁴, Istvan Szikora⁷,
Valery Feigin⁸, Valeria Caso⁹ and Urs Fischer²; on behalf of the
ESO FSMINT FAN SAFE Survey on Stroke Care collaborators[†]**

European Stroke Journal

0(0) 1–16

© European Stroke Organisation
2018



Reprints and permissions:

sagepub.co.uk/journalsPermissions.nav

DOI: 10.1177/2396987318786023

journals.sagepub.com/home/eso



Results of the Survey on Stroke

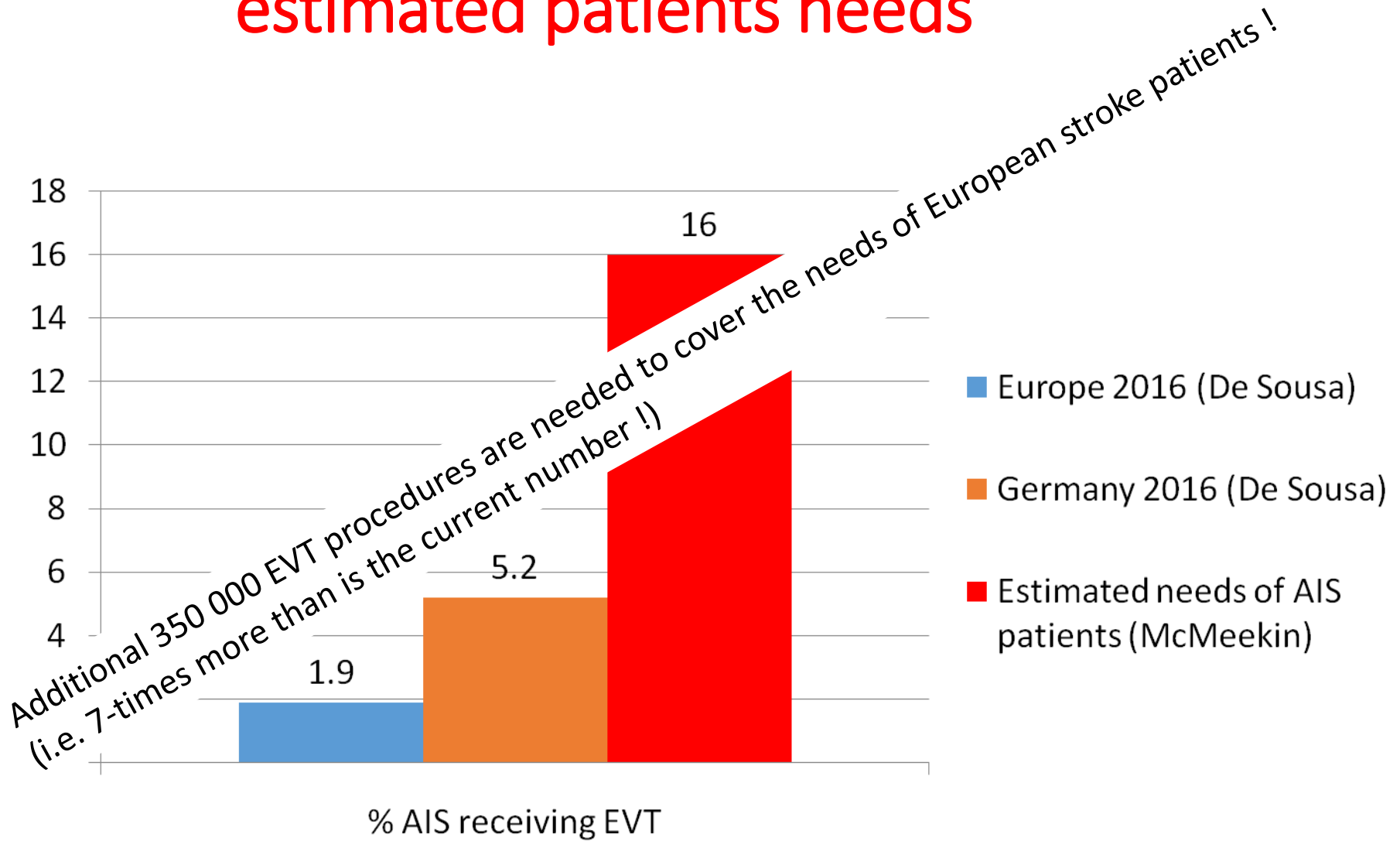
- 44 countries in Europe
- no plans for EVT availability in place in 20 of them...!
- IV thrombolysis: 142 patients / million
- (1 stroke unit / 280 000 population)
- 7.3% of ischemic stroke patients received IVTL
- Endovascular treatment: 37 patients / million (1 MT center / 1,1 million population, **limited availability of 24/7 thrombectomy service**)
- **Only 1.9% of eligible ischemic stroke patients received EVT !**
- **34 countries reported lack of EVT-trained personnel as the main reason for limited availability !**

The number of stroke patients eligible for MT in UK



McMeekin P et al., Eur Stroke J 2017, 2: 319-26.



- Evidence from randomised trials and registries used to estimate UK stroke incidence and endovascular thrombectomy eligible population.
- Most patients present within 4 h of onset (suitable for iv. thrombolysis).
- Advanced imaging exclude 500 patients presenting within 4 h, but identify an additional 1310 late presenters patients as eligible for EVT.
- Assuming national endovascular thrombectomy coverage, 4280 UK patients would have reduced disability every year.
- **Approximately 10% of all stroke admissions in the UK are eligible for endovascular thrombectomy.**
- **Advanced imaging could alter eligibility status for 16% of cases !**

Current MT availability in Europe versus estimated patients needs



Access to and delivery of acute ischaemic stroke treatments: A survey of national scientific societies and stroke experts in 44 European countries

Diana Aguiar de Sousa^{*1} , Rascha von Martial^{*2},
Sônia Abilleira³ , Thomas Gattringer⁴, Adam Kobayashi⁵,
Miquel Gallofré⁶, Franz Fazekas⁴, Istvan Szikora⁷,
Valery Feigin⁸, Valeria Caso⁹ and Urs Fischer²; on behalf of the
ESO ESMINT EAN SAFE Survey on Stroke Care collaborators[†]

European Stroke Journal
0(0) 1–16
© European Stroke Organisation
2018

Reprints and permissions:
sagepub.co.uk/journalsPermissions.nav
DOI: 10.1177/2396987318786023
journals.sagepub.com/home/eso


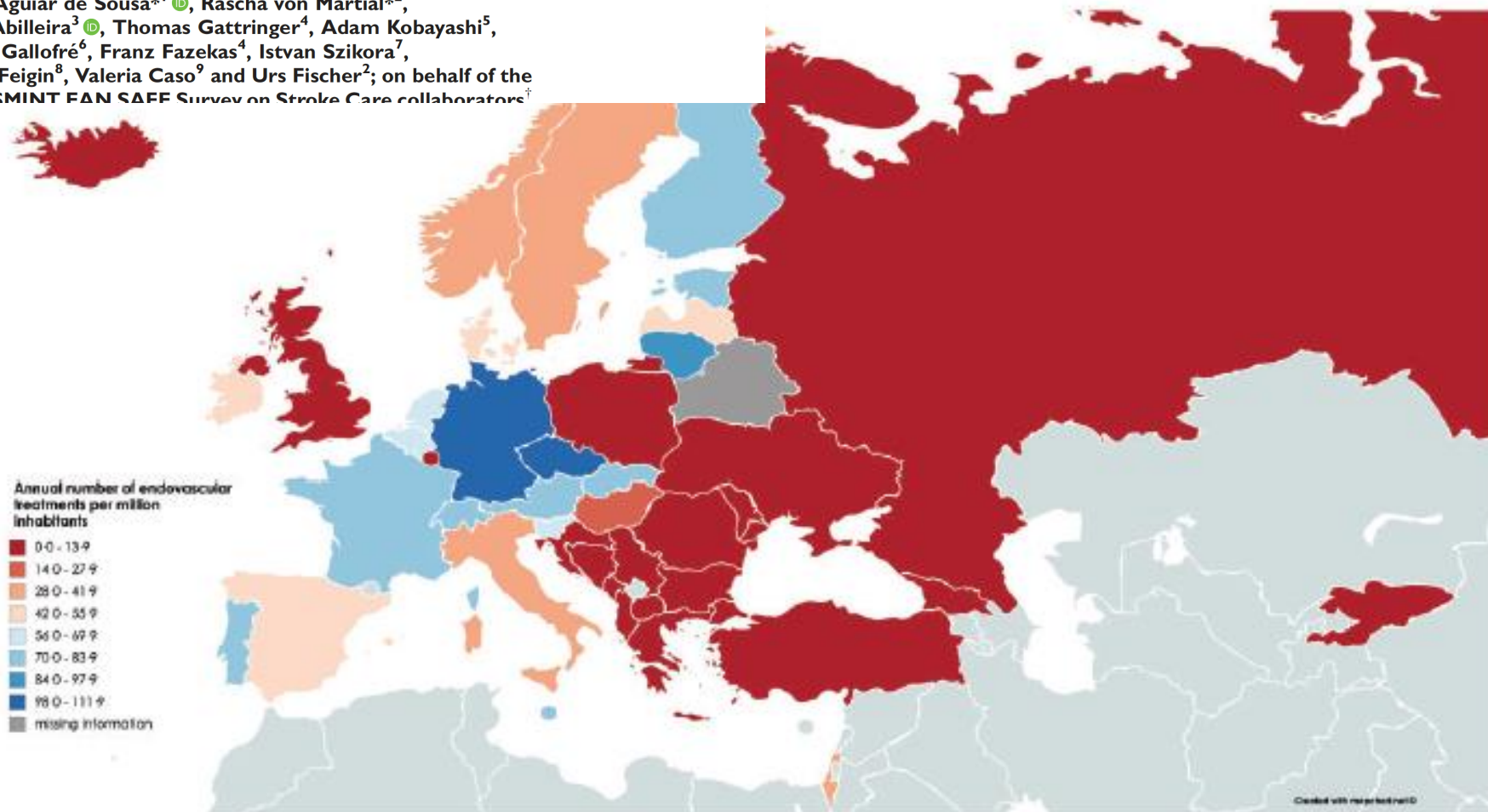
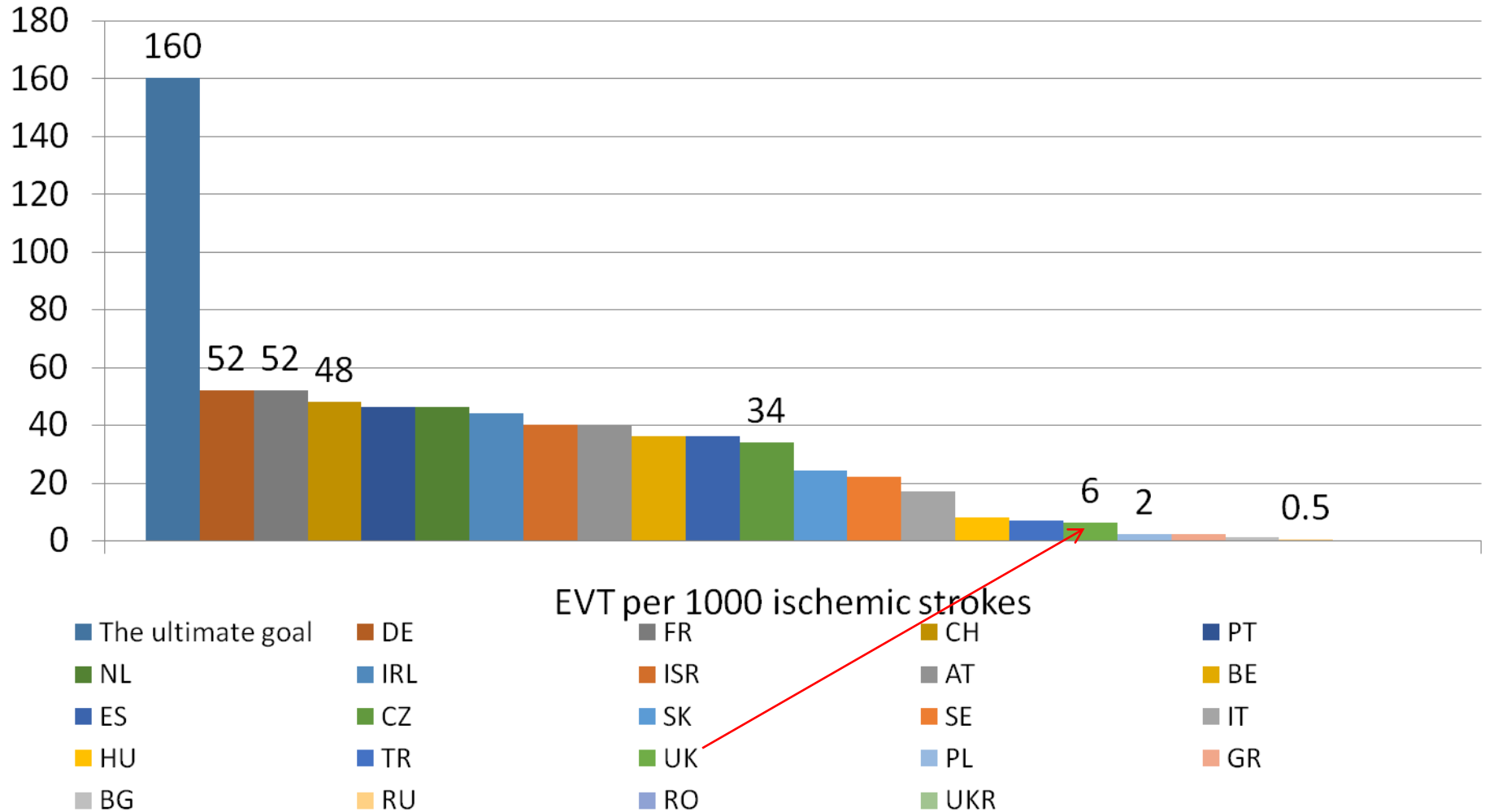


Figure 5. Choropleth map showing contemporary annual rates of endovascular treatments (EVT) for ischaemic stroke per million population in 43 European countries (mean 37.1, 95% CI 26.7–47.5).

Thrombectomy in France -Mature System

- MT only done in comprehensive INR centres
- Only by fully trained INR specialists
- 70% imaging done by MR
- 50 % MT done under GA

Number of thrombectomy (MT) procedures per 1000 ischemic strokes



Stroke Demographics in the US

Number of states with Comprehensive stroke centers (CHS)	26
Number of states with 4 or more CHS	8
Percent of world's population living in rural areas	54%
Number of Neurointerventionists in cities < 150,000	~0
Number of ischemic strokes in US in 2012	~830,000
Number of mechanical thrombectomies in US in 2017	~25,000
Number of Neurointerventionists in US treating stroke	~700
-most clustered in Comprehensive stroke centres	
Number of Cardiac interventionists in US	>8000

When will acute stroke interventions be as widely available as primary PCI?



Petr Widimsky*, MD, DrSc, FESC, FACC

Cardiocenter, University Hospital Kralovske Vinohrady and Third Faculty of Medicine, Charles University, Prague, Czech Republic

Obstacles and limitations of acute stroke thrombectomy availability.

- **The nature of acute ischemic stroke**
- **The complexity of multidisciplinary stroke care**
- **The lack of trained neurointerventionalists**
- **The turf battles between medical specializations**

Turf battles

- Neurointerventionalists protect their “field of interest” from the influx of other specialties
- Result: outcomes may (?) be excellent - but only for a few patients.

Major dilemma:

- Fast and broad implementation of mechanical thrombectomy for many patients at the price of less excellent results

versus

- Slow evolution and selective care for fewer patients with better results in those lucky enough to receive such care.

The ESC Council on Stroke view

- Open interdisciplinary discussion.
- **Interventional cardiologists (with carotid stenting experience)** could easily learn to perform acute stroke interventions after a much shorter period **(3 months?) of neuroradiology training.**
- From the patient's perspective, this is the only way to quickly offer this effective treatment for acute stroke to the broad European population.
- I do hope that representatives of the respective medical specialties will place patient interests first and foremost and forget about the unnecessary turf battles.

Feasibility and safety of direct catheter-based thrombectomy in the treatment of acute ischaemic stroke. Cooperation among cardiologists, neurologists and radiologists. Prospective registry PRAGUE-16



Petr Widimsky*, MD, DrSc; Boris Koznar, MD, PhD; Tomas Peisker, MD, PhD; Peter Vasko, MD, PhD; Filip Rohac, MD; Jana Vavrova, MD; Josef Kroupa, MD; Ivana Stetkarova, MD, PhD

Charles University, Third Faculty of Medicine, University Hospital Kralovske Vinohrady, Prague, Czech Republic

This paper also includes supplementary data published online at: http://www.pcronline.com/eurointervention/116th_issue/16

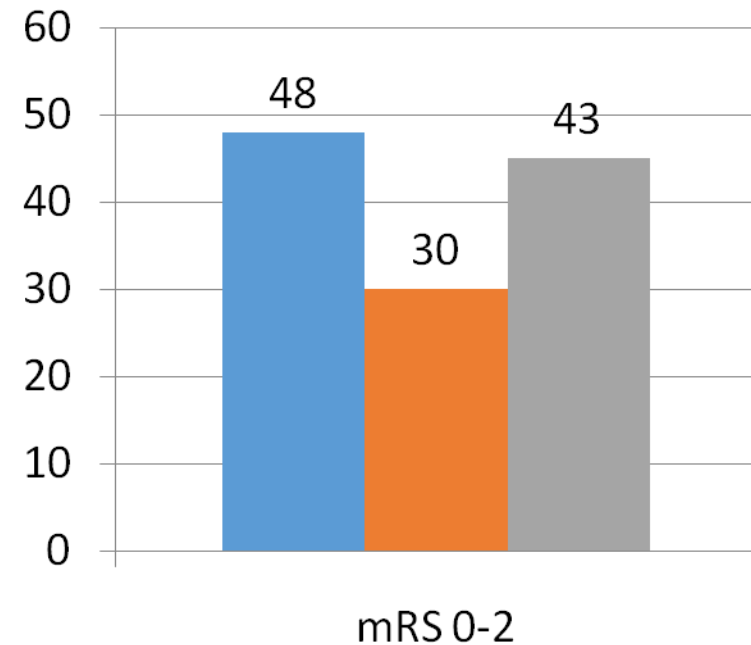
Table 5. Outcomes and complication rates – comparison with intervention arms of MR-CLEAN and REVASCAT (trials with similar inclusion criteria - except for posterior stroke exclusion).

	PRAGUE-16	MR-CLEAN	REVASCAT
Stroke location	Any	Anterior	Anterior
Imaging selection	CT(-A)	CT(-A)	ASPECTS 7-10
Mean age, years	66	66	66
Mean admission NIHSS	17	17	17 (median)
7-day mortality	12%	12%	10%
3-month mortality	35%	19%	18%
mRS ≤2 at 3 months	40%	33%	44%
Any SICH	4%	8%	10%
Periprocedural complications (all)	10%	9%	14%
New ischaemia in other territory	3%	6%	5%
Vessel dissection or perforation	5%	3%	9%

SICH: symptomatic intracranial haemorrhage (for definition see Methods section).

PRAGUE experience vs. data from large trials

	Intervention + medical therapy (recovered / all patients)	Medical therapy alone (recovered / all patients)
MR CLEAN	77 / 233	51 / 267
ESCAPE	89 / 164	43 / 147
EXTEND IA	25 / 35	14 / 35
SWIFT PRIME	59 / 98	33 / 93
REVASCAT	45 / 103	29 / 103
THERAPY	17 / 41	12 / 41
THRACE	103 / 190	82 / 195



- Intervention (trials)
- Medical (iv.TL in trials)
- Intervention (PRAGUE-16)

What can the cardiologists do

Big centre ≥ 4 Neuroradiologists able to perform 24/7 stroke program:

- Give a hand with logistics
- Priority access to cathlab (Stroke before AMI)
- Help to 'push' administration
- Make sure multiphase CT available

Smaller centre ≤ 3 Neuroradiologists, unable to perform 24/7 stroke program:

- Team - building (not team - leading) cardiologist with neurologist and neuroradiologist
- Humble studying anatomy and technique; get certified
- Get scrubbed with neuroradiologists
- Priority access to cathlab (Stroke before

Heart Brain Interventionist 2018?

- **Mechanical Thrombectomy (Pivotal, but not limited to!)**
- **LAA Closure**
- **Closure of Septal Defects (PFO/ASD)**
- **Embolic Protection for Cardiac Interventions**



Heart & Stroke 2020

The international conference
of the ESC Council on Stroke

24-25 January 2020

Barcelona, Spain



Mark your calendar
and join this interdisciplinary exchange